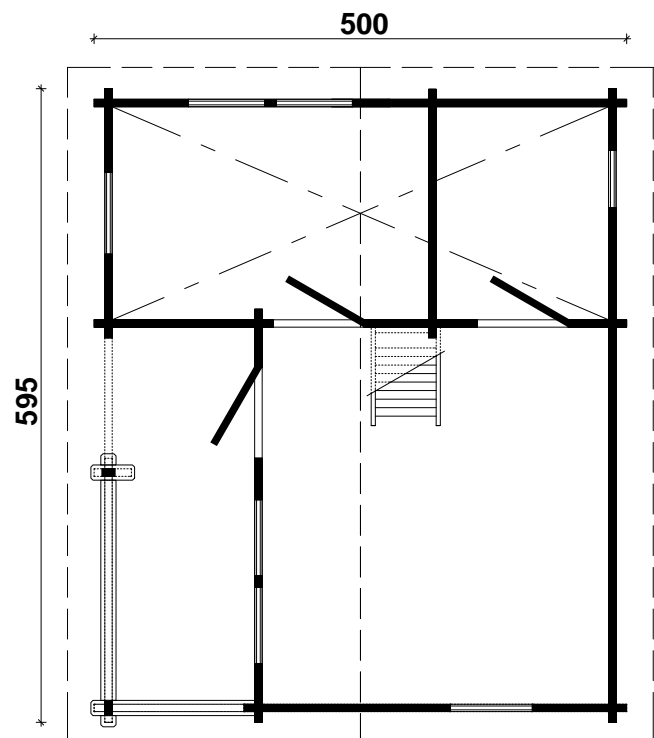


Techn. Daten Falun B

Bohlenaußenmaß (B x T): 500 x 595 cm


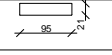
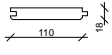
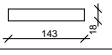
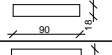

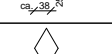




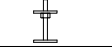
Wandaußenmaß: 480 x 575 cm · Bohlenstärke: 70 mm






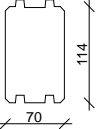














Achtung : Alle angegebenen Maße sind ca. - Maße !

Falun B 70 mm / 500 x 595 cm


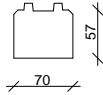


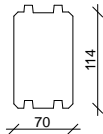

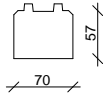
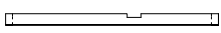


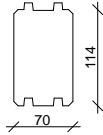


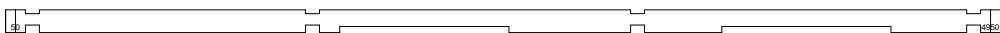


Teileliste

Nr.	Beschreibung	Profil mm	Länge mm	Stück
EX01	Fundament	70 x 60	5720	2
EX02			4630	6
EX03			3540	4
EX04			3223	6
EX05			364	1
EX06	Fußbodenbretter		1997	68
EX07			3537	12
EX08			5607	18+1
EX09	Terrassendielen		1410/1336	12/24
EX10	Terrassenabschußbrett	40 x 143	1537	1
EX11			410/105	1/2
EX12			2067	1
EX13	Dachbretter		2970	116+2
EX14	Giebelblende		3020	4
EX15	Giebelabschlussbrett		3020	4
EX16	Traufenbrett		3175	4
EX17	Traufenleiste		3175	4
EX18	Raute			2
EX19	Fußleisten		ca. 58,0 m	
EX20	Gewindestangen	∅ 10	2770	5
			270/965	1/4
EX21	Mutter, Scheibe			20
EX22	Schrauben 4,0 x 40; 4,5 x 70; 5,0 x 100			1 Beutel
EX23	Nägel 2,2 x 50; 2,5 x 70			1 Beutel
EX24	Dübel	∅ 16	150	110
EX25		40 x 143	2390	2(1+1)
EX26		40 x 143	610	9
EX27	Leisten	18 x 70	930	8
EX28	Leisten		795	1
EX29	Leisten	20 x 20	875	2
EX30	Winkel			2
EX31	Schrauben 5,0 x 40			2
EX32	Pfoste	70 x 120	1430/1490	1/1
EX33	Stütze			2
EX34	Dachpappe		--	--
EX35	Schlaghölzer	70x114	300-400	


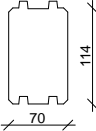







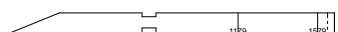



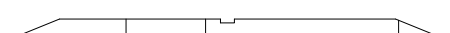
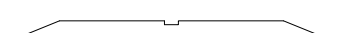

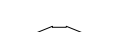
Falun B 70 mm / 500 x 595 cm - Wand A

Nr.	Beschreibung	Profil mm	Länge mm	Stück
A01			5000	1
A02			350	4
A03			3593	8
A04			5000	3
A05			5000	1
A06			1937	9
A07			885	9
A08			5000	1
A09			5000	1
A10			5000	1
A11			4504	1
A12			3941	1
A13			3378	1
A14			2815	1
A15			2252	1
A16			1689	1
A17			1126	1
A18			563	1






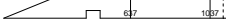



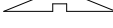
Falun B 70 mm / 500 x 595 cm - Wand B, Wand C

Nr.	Beschreibung	Profil mm	Länge mm	Stück
B01			350	1
B02			350	1
B03			350	7
C01			1680	1
C02			1070	1
C03			550	1
C04			1680	17
C05			1070	17
C06			550	17
C07			5000	1
C08			5000	1
C09			5000	1
C10			2475	2
C11			1725	2




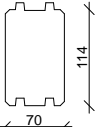











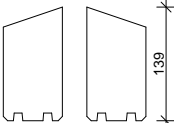


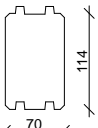


Falun B 70 mm / 500 x 595 cm - Wand C

Nr.	Beschreibung	Profil mm	Länge mm	Stück
C12			2475	1
C13			1725	1
C14			2475	1
C15			1725	1
C16			2227	1
C17			1477	1
C18			1945	1
C19			1195	1
C20			1664	1
C21			914	1
C22			1382	1
C23			632	1
C24			2252	1
C25			1689	1
C26			1126	1
C27		563	1	


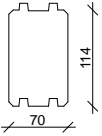





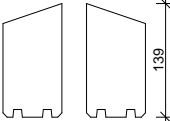


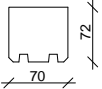

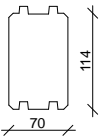



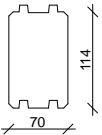



Falun B 70 mm / 500 x 595 cm - Wand D

Nr.	Beschreibung	Profil mm	Länge mm	Stück
D01			5000	1
D02			5000	10
D03			885	9
D04			2575	9
D05			5000	4
D06			2230	2
D07			1982	2
D08			1701	2
D09			1419	2
D10			1138	2
D11			2252	1
D12			1689	1
D13			1126	1
D14			563	1


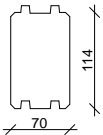





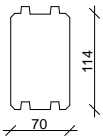





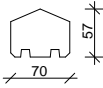


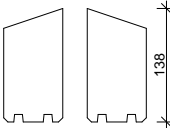


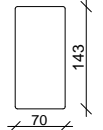
Falun B 70 mm / 500 x 595 cm - Wand 1; Wand 2

Nr.	Beschreibung	Profil mm	Länge mm	Stück
101			2480	1
102			2480	5
103			2340	10
104			350	6
105			500	3
106			2340	1
107			785	16
108			2340	1
109			2340	1
110			2340	1
111			4745	1
112		1605+14	1	
113			3945	1(1+0)
114			2405	1(1+0)
201			2480	8
202			550	25
203			2480	1

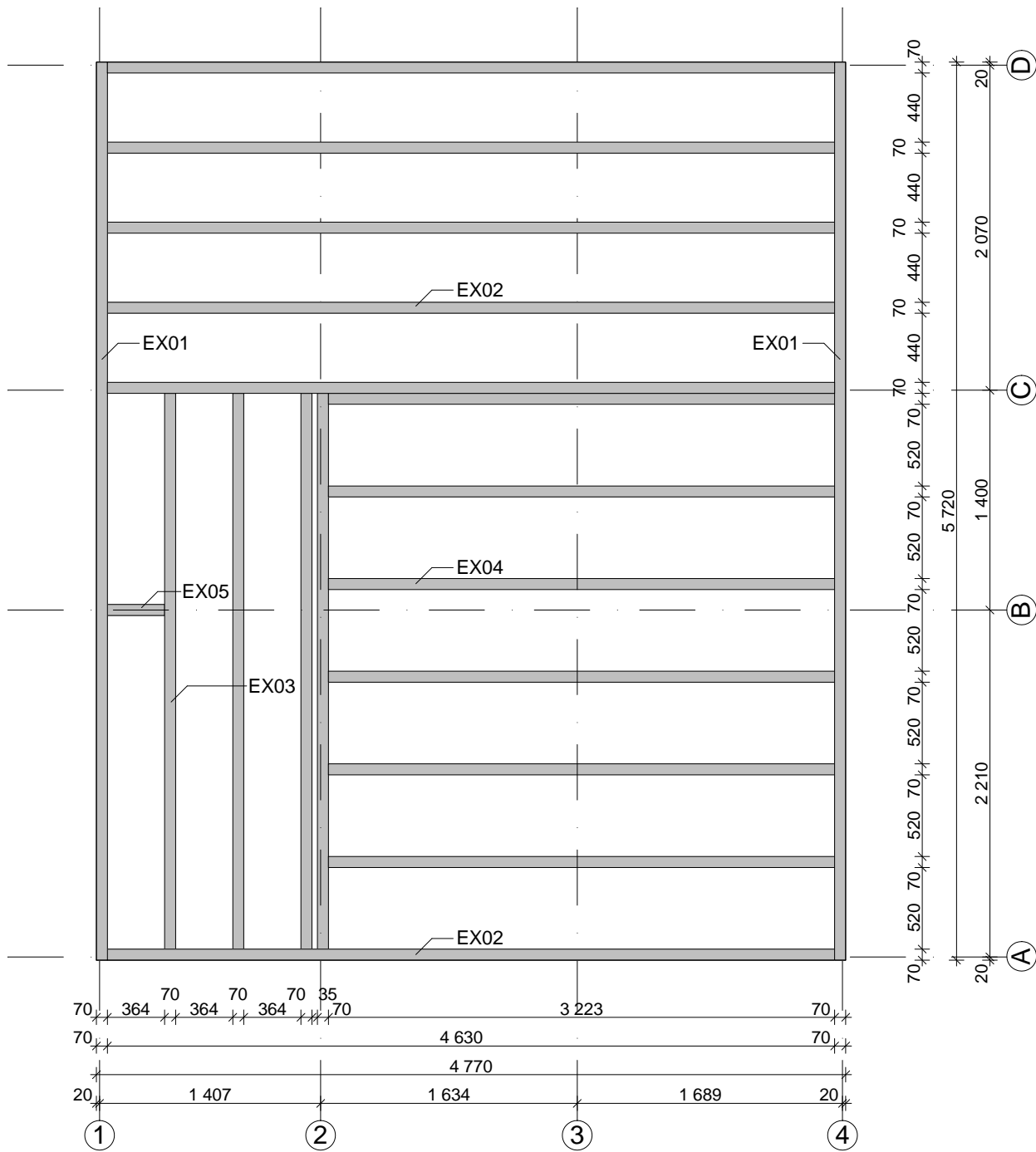
Falun B 70 mm / 500 x 595 cm - Wand 2; Wand 3; Wand 4

Nr.	Beschreibung	Profil mm	Länge mm	Stück
204			390	8
205			3880	1
206			3880	9
207			3145	1
208			3205+14	1
209			3945	1(1+0)
210			2405	1(1+0)
301			2290	1
302			2290	1
303			2290	1
304			2340	17
401			5950	15
402			4830	5
403			580	5
404			5950	1

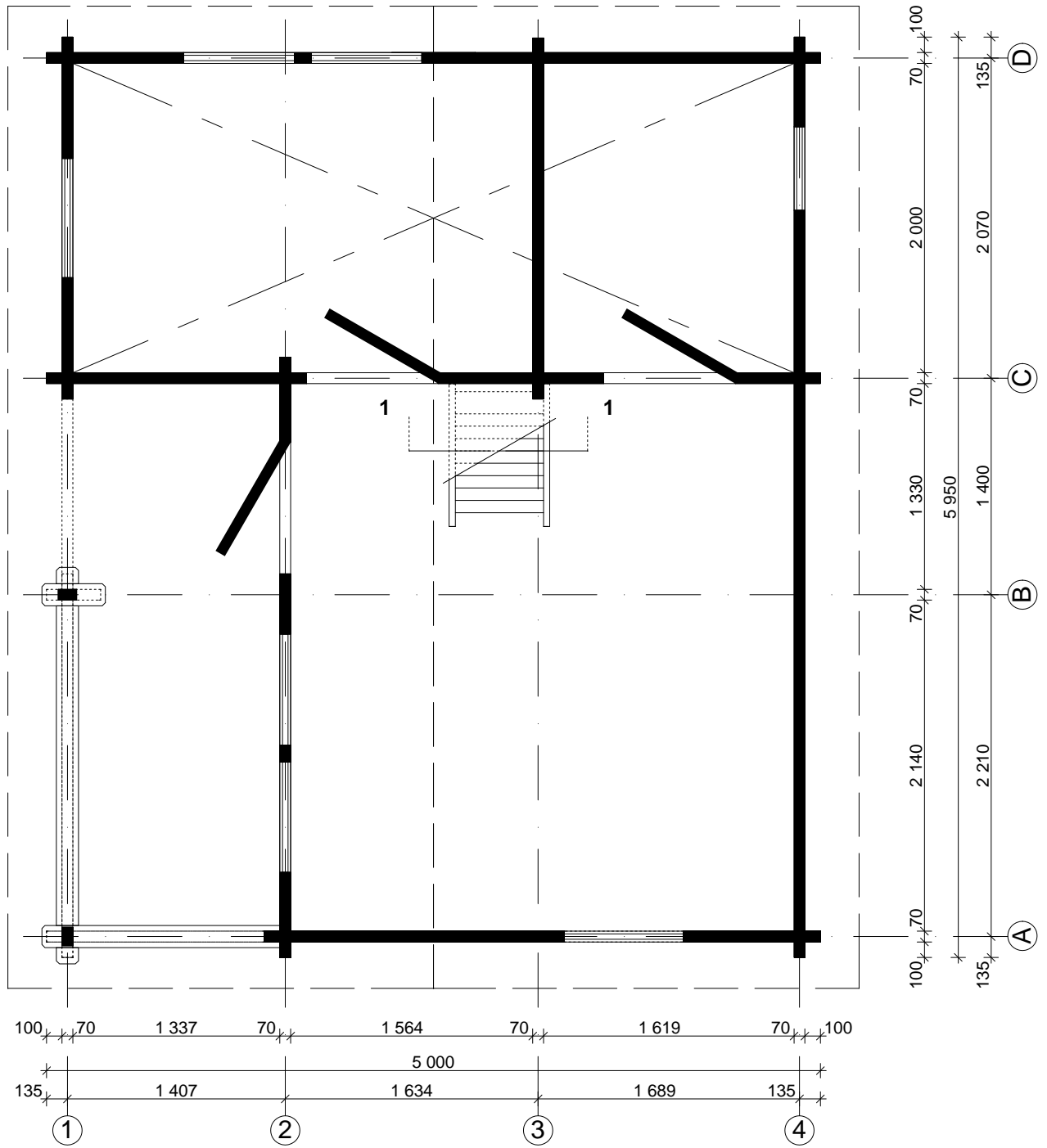
Falun B 70 mm / 500 x 595 cm - Wand 2; Dachbalken

Nr.	Beschreibung	Profil mm	Länge mm	Stück
405			5950	1
406			4745	1
407			1605+14	1
408			3945	1(0+1)
409			2405	1(0+1)
DB01			700	4
DB02			3945	4
DB03			2405	4
DB04			4745	1
DB05			1605+14	1
DB06			3945	1
DB07			2405	1
DB08			4745	3(1+2)
DB09			1605+14	3(1+2)
VL			5000	5

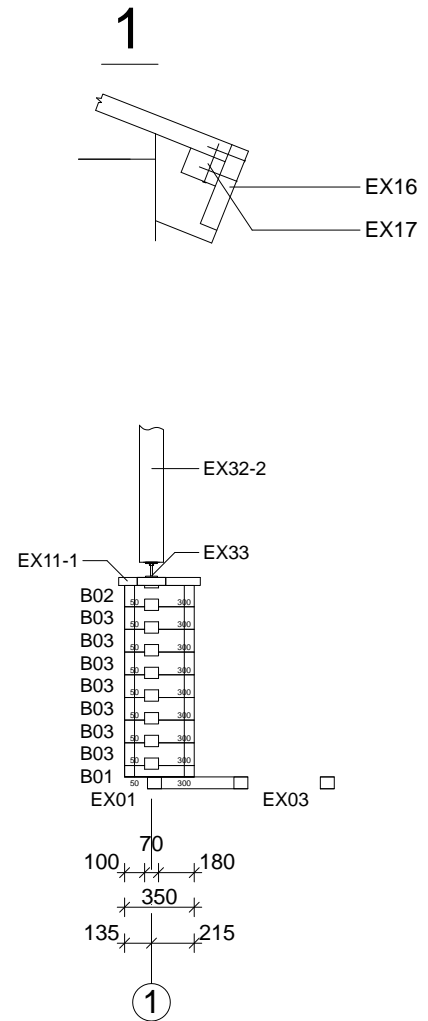
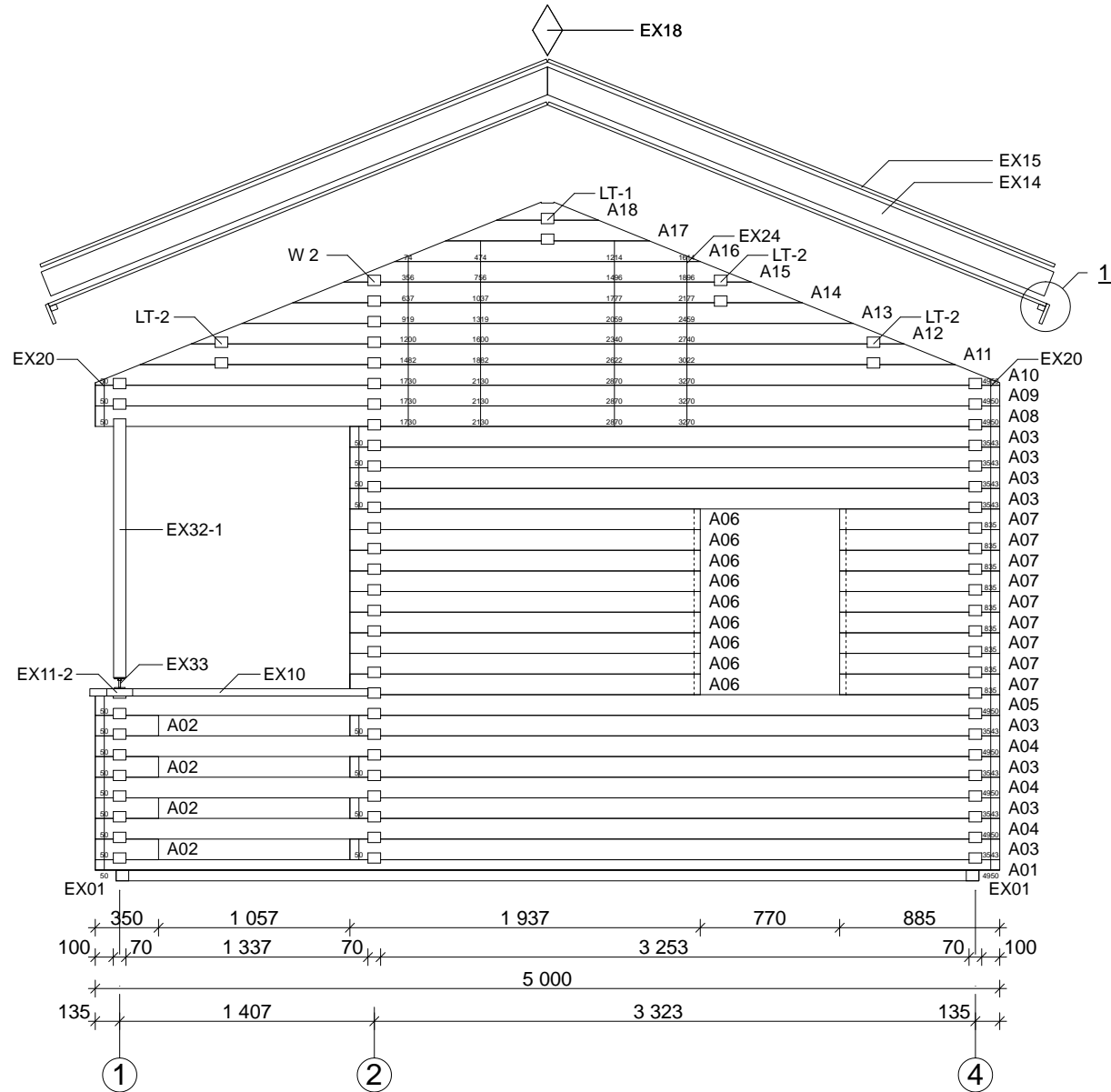
Falun B 70 mm / 500 x 595 cm - Fundamentplan



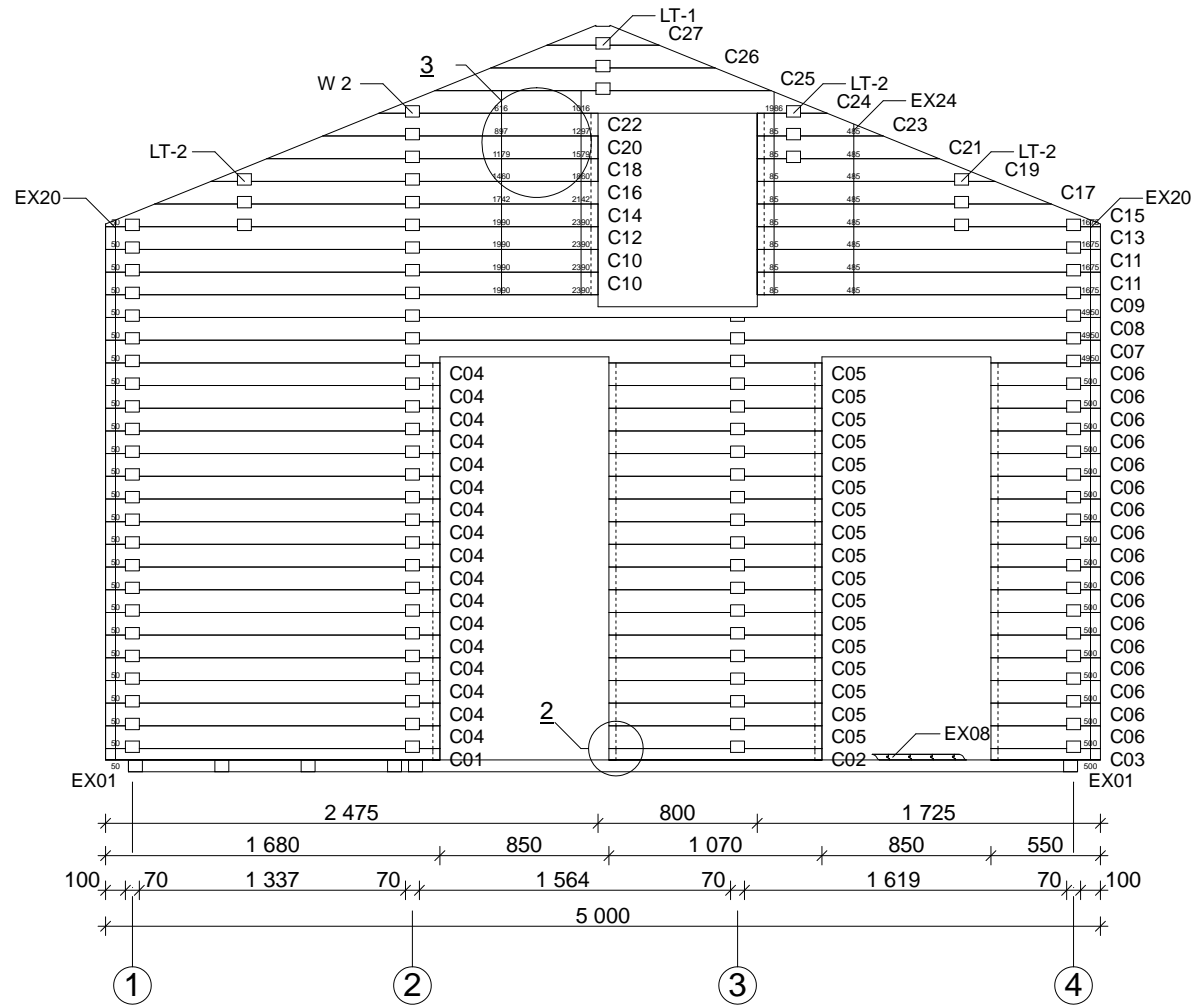
Falun B 70 mm / 500 x 595 cm - Wandplan



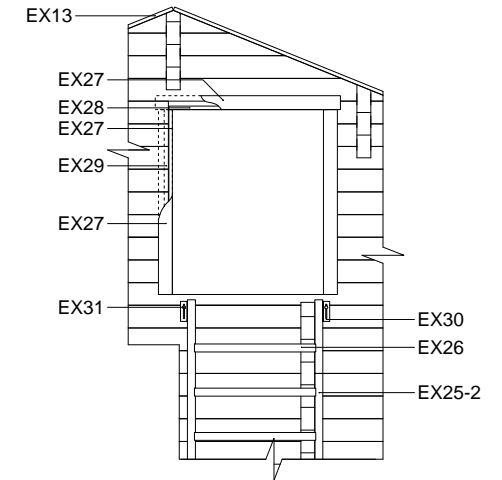
Falun B 70 mm / 500 x 595 cm - Wand A; Wand B



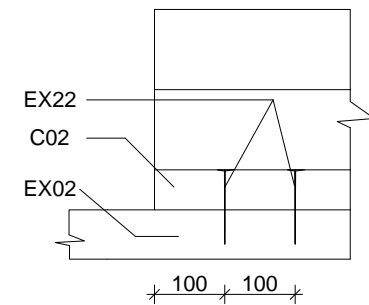
Falun B 70 mm / 500 x 595 cm - Wand C



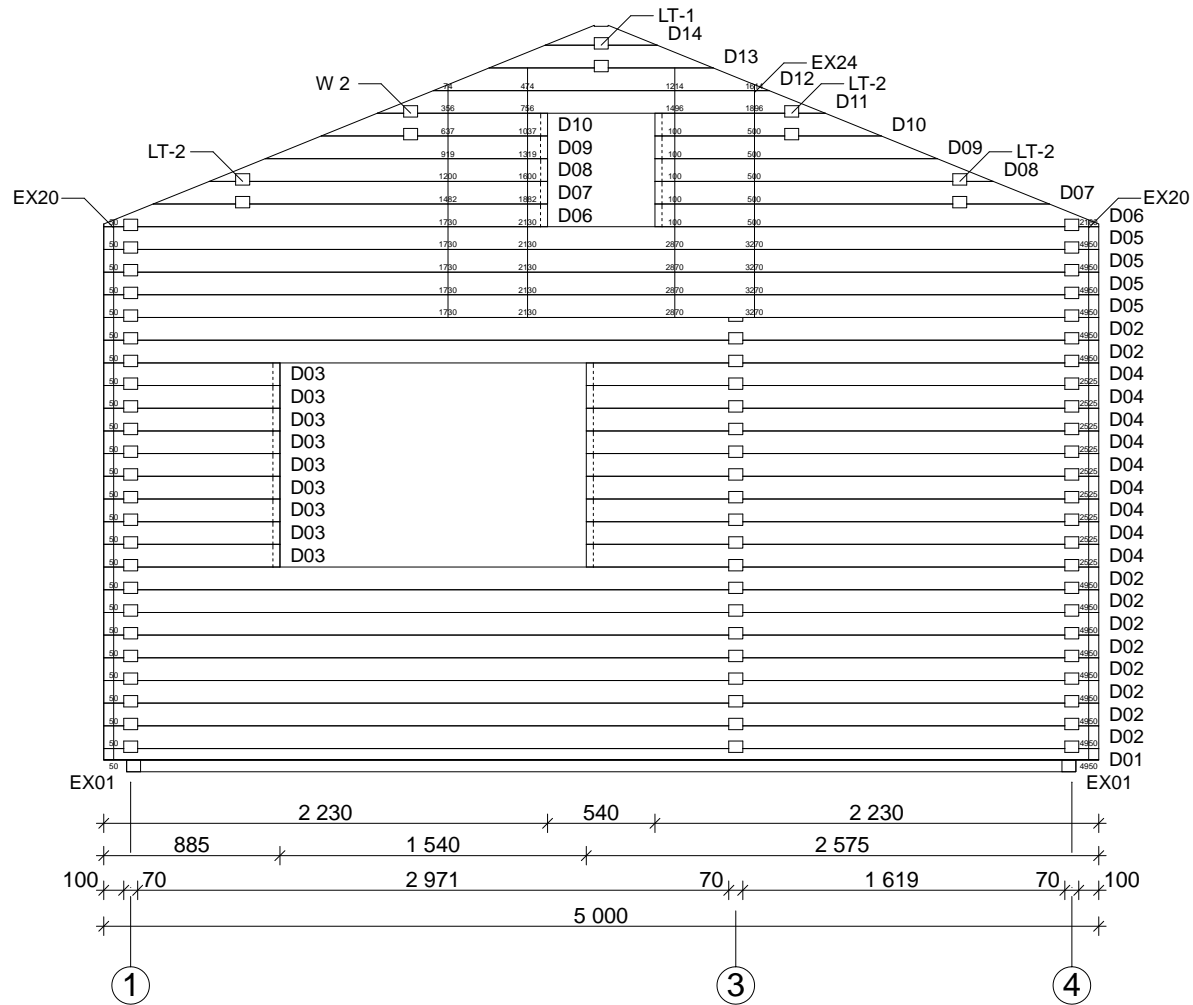
1-1




2



Falun B 70 mm / 500 x 595 cm - Wand D



Falun B 70 mm / 500 x 595 cm - Wand 1



Falun B 70 mm / 500 x 595 cm - Wand 2

