

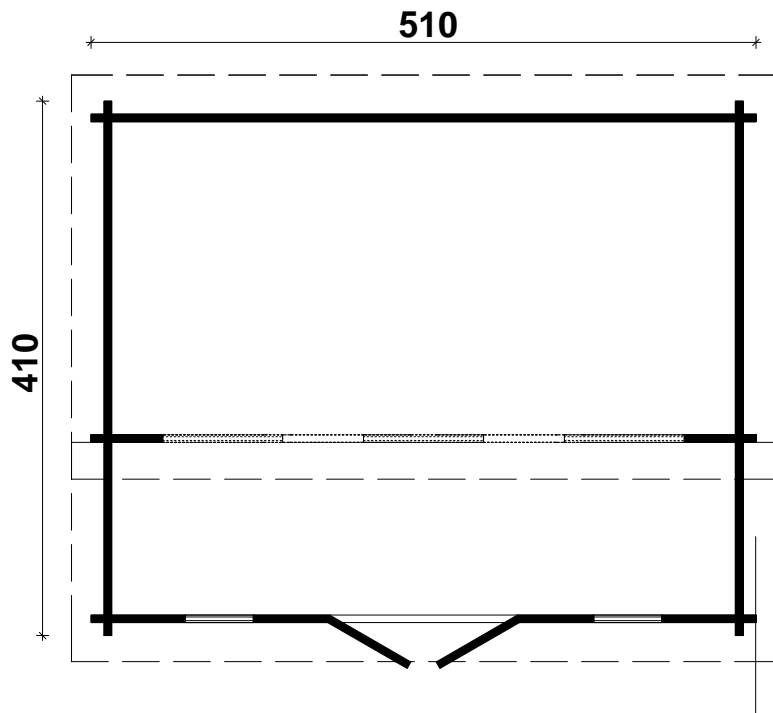
Techn. Data / Daten: Langeoog C

Log length (W x D): 510 x 410 cm

Bohlenaußenmaß (B x T): 510 x 410 cm

Wall size(outside): 490 x 390 cm-Log thickness: 70 mm

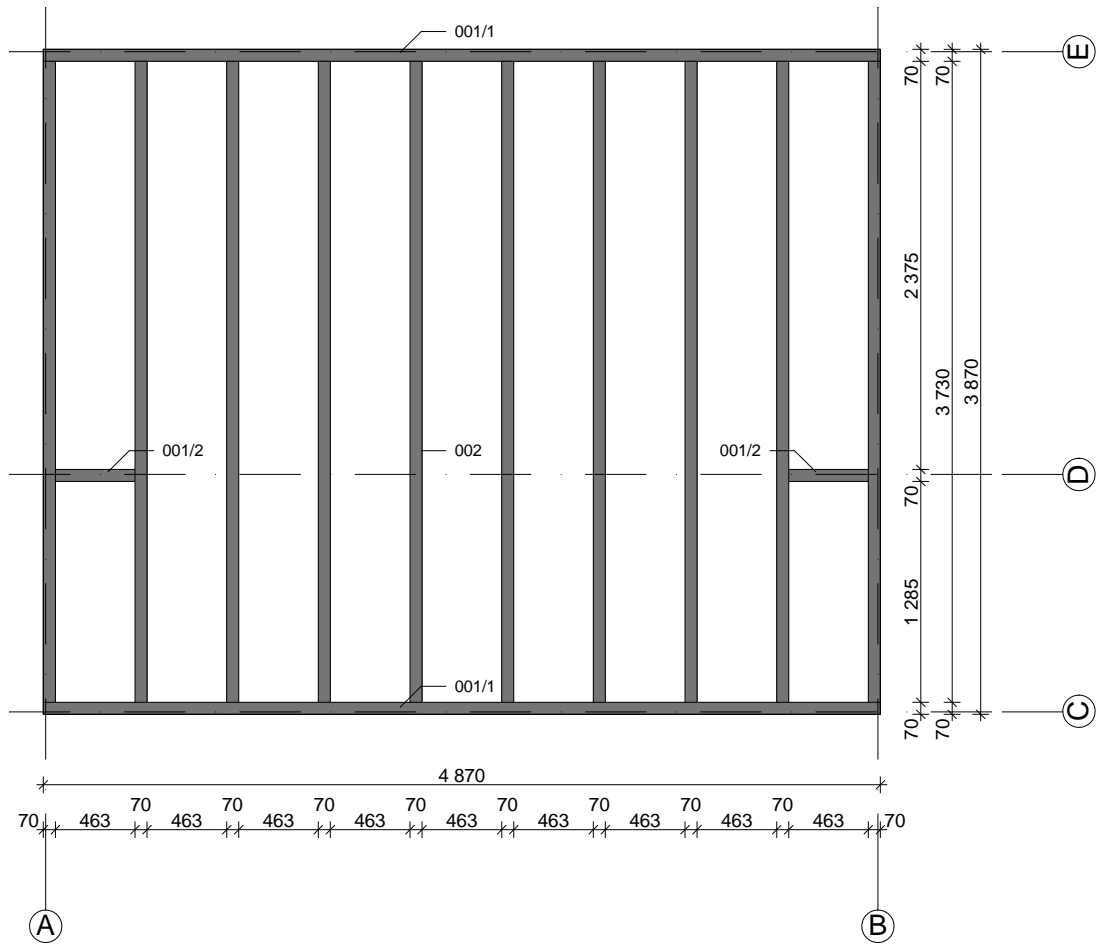
Wandaußenmaß: 490 x 390 cm - Bohlenstärke: 70 mm



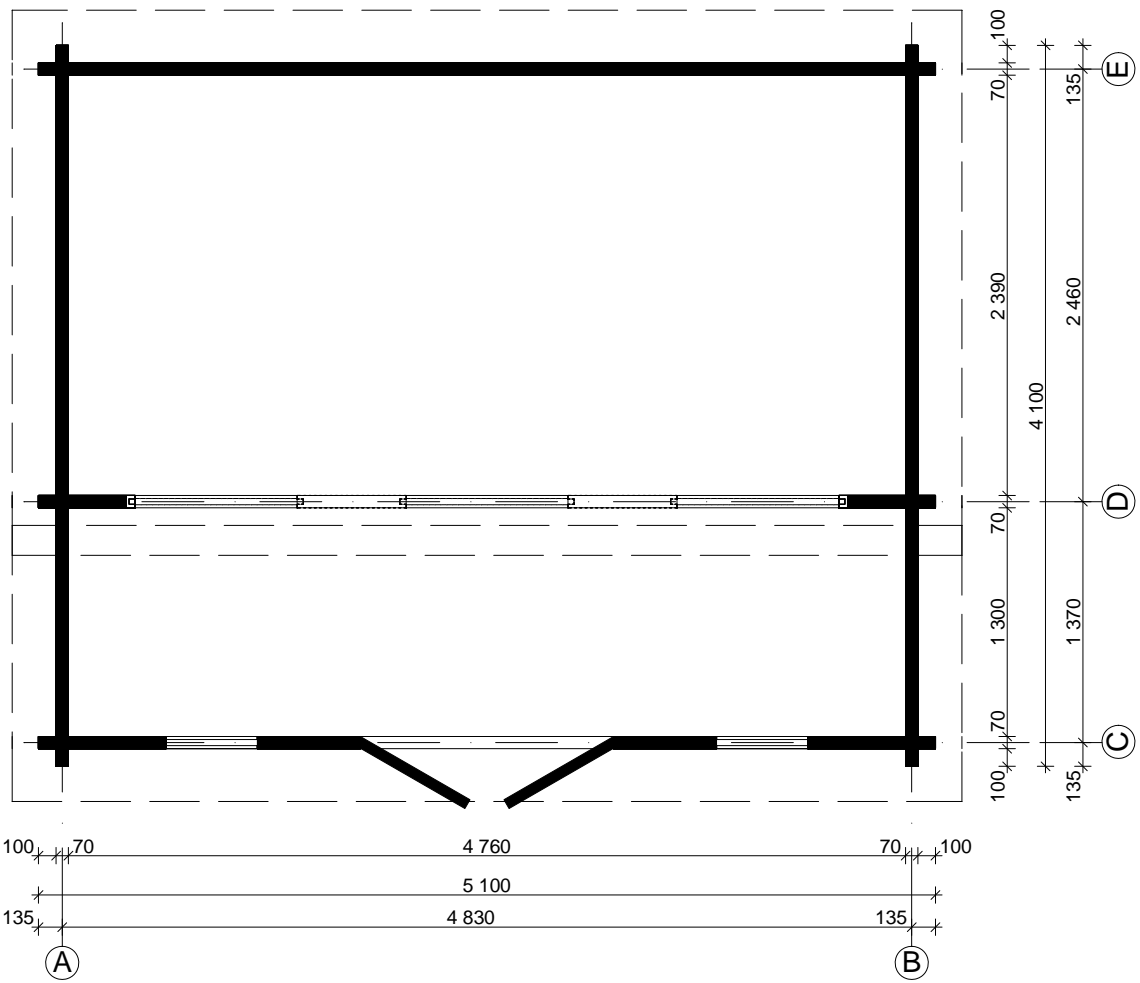
Achtung : Alle angegebenen Maße sind ca. - Maße !

Langeoog C 70 - 510 x 410 cm

Foundation / Fundament

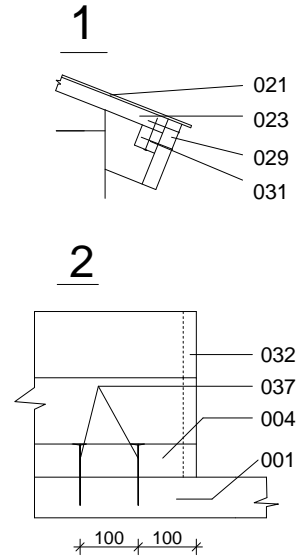
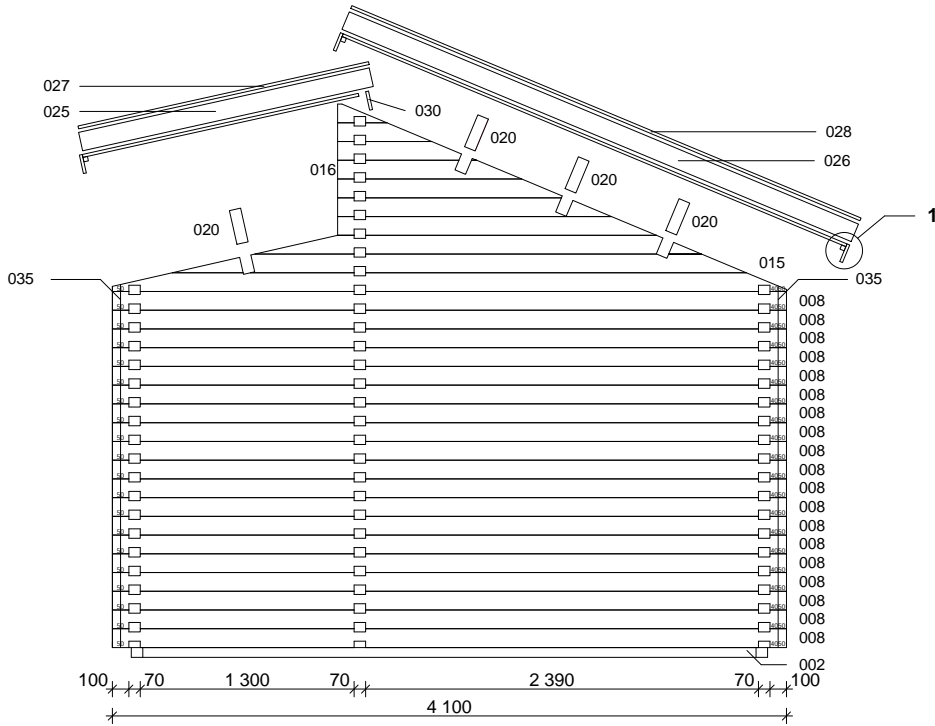


Langeoog C 70 - 510 x 410 cm

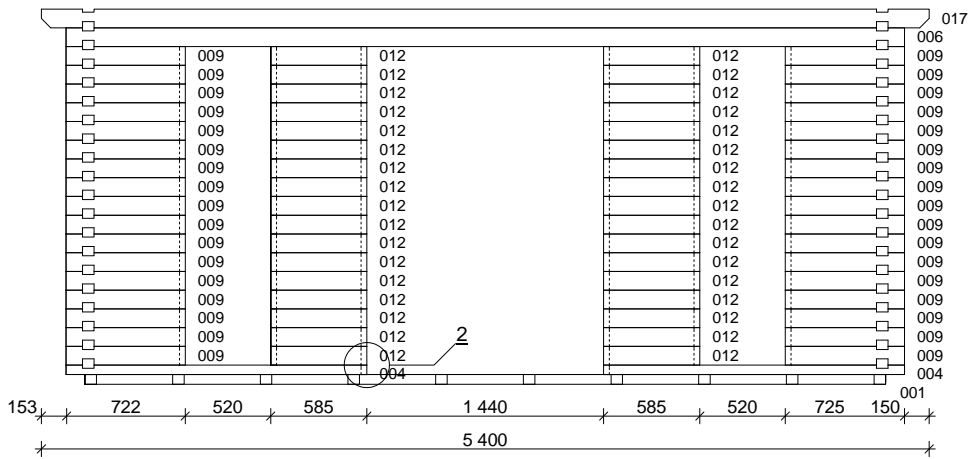


Langeoog C 70 - 510 x 410 cm

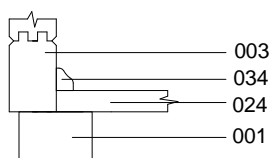
Wall / Wand A , B



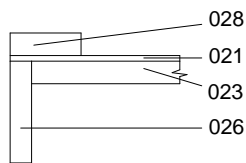
Wall / Wand C



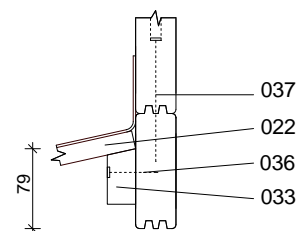
A-A



B-B

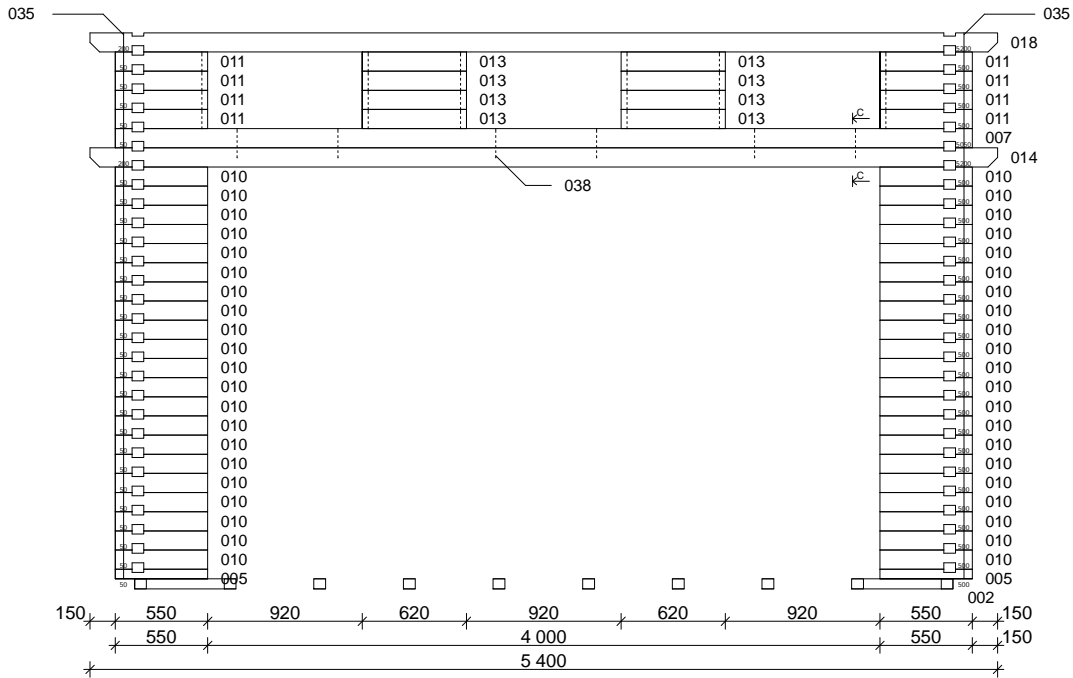


C-C




Langeoog C 70 - 510 x 410 cm











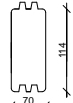









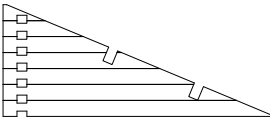












Wall / Wand D










Wall / Wand E

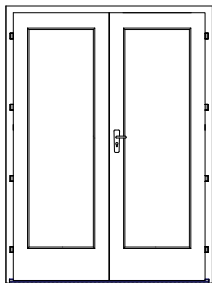


Specification / Teileliste Langeoog C 70 - 510 x 410 cm

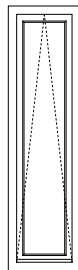
Nr.		 mm	 mm	 x
001	Foundation beams / Fundamenthölzer		4890/466	2/2
002			3750	10
003			5100	1
004			1830	2
005			550	2
006			5100	19
007			5100	1
008			4100	38
009			725	34
010			550	42
011			550	8
012			585	34
013			620	8
014			5400	1
015				4100
016		1927		2
017			5400	1
018			5400	1
019			5400	1
020			5400	4
021	Roofing felt / Dachpappe		--	--
022	Roof boards / Dachbretter		1720	49+1
023			3320	49+1
024	Floor boards / Fußbodenbretter	28x110	4755	35+1
025	Fascia board / Giebelblende	18x143	1830	2
026			3370	2
027	Eave edging / Giebelabschlussbrett	18x90	1830	2
028			3370	2
029	Roof edge reinforcement / Traufenleiste	18x115	5400	3
030			250	2
031	Roof edge reinforcement / Traufenleiste	28x28	2700	6
032	Slat / Leiste	20x20	1890	4
033	Slat / Leiste	28x55	4784/250	1/2
034	Baseboard / Fußleisten		ca. 18,4 m	

Langeoog C 70 - 510 x 410 cm

Nr.		 mm	 mm	 x
035	Threated rod / Gewindestangen		2250/3290	4/2
036	Nut, washer / Mutter, Scheibe			12
037	Screws / Schrauben 4,0 x 40			1 bag
038	Screws / Schrauben 5,0 x 70 ; 5,0 x 100 ; 6,0 x 120			1 bag
039	Nails / Nägel 2,2 x 50; 2,5 x 70 ; 1,4 x 35			1 bag
040	Roofing nails / Dachpappnägel 3,0 x 15			--
041	Hit block / Schlaghölzer		300-400	
042	Double door ÖÖ/ Doppeltür  ca. 1425 x 1955 mm - 70 mm			1
043	Window ÖÖÁ Einzelfenster  ca. 515 x 1890 mm - 70 mm			2
044	Window ÁÁÁ Einzelfenster  ca. 915 x 420 mm - 70 mm			3



Nr. 42



Nr. 43



Nr. 44